


**Verricelli forestali elettroidraulici  
Electro-Hydraulic Forestry Winches**

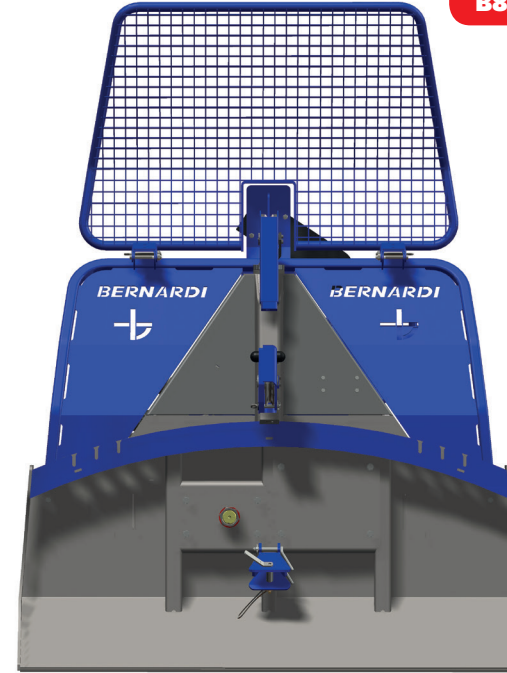
**B550EH**



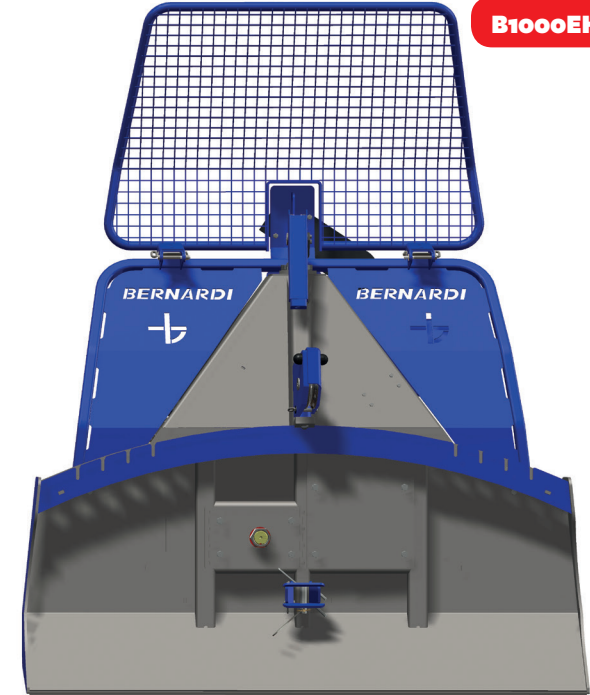
**B650EH**



**B850EH**



**B1000EH**



TIPO TYPE	FORZA TIRO (kN) PULLING FORCE (kN)	FORZA FRENO (kN) BRAKING FORCE (kN)	VELOCITÀ DI TRAZIONE MEDIUM WIRE ROPE VELOCITY (m/s) PTO 540	LUNGHEZZA MAX FUNE (m) MAX WIRE ROPE LENGTH (m)	FUNE CONSIGLIATA RECOMMENDED WIRE ROPE	LARGHEZZA (mm) WIDTH (mm)	H. SENZA PROTEZIONI (mm) H. W/OUT SAFETY SCREEN (mm)	H. CON PROTEZ. (mm) H. W/ SAFETY SCREEN (mm)	PESO SENZA FUNE WEIGHT W/OUT WIRE ROPE (kg)	CAT. ATTACCO 2 PUNTI CONNECTION CATEGORY	POT. TRATTORE (KW) TRACTOR POWER (KW)
B550EH	53	67	0,49 ÷ 1,29	Ø10/150m - Ø11/120m	Ø10	1500	1550	2190	415	I. - II.	40
B650EH	63	79	0,49 ÷ 1,29	Ø11/125m - Ø12/105m	Ø11	1600	1630	2310	520	II.	44
B850EH	80	100	0,46 ÷ 1,14	Ø12/140m - Ø13/115m	Ø12	1800	1750	2400	755	II.	56
B1000EH	90	113	0,43 ÷ 1,14	Ø14/135m - Ø16/105m	Ø14	2000	1830	2480	855	II.	66